

The Brilliant Beasts Trail

Can you find all the animals that
Henry Moore drew at the zoo?

Complete all the challenges on the
labels next to each artwork and
collect your sticker at the front desk.



zebra



vulture



wildebeast



Elephant



Gazelles



Rhino



zoo


Draw a Cool Cat

Learn how to draw a pet cat using simple shapes. Artists like Henry Moore love to draw the animals they see.

Once you've drawn a cat why not see if you can draw your own pet or another animal that you see.

You will need:

Pencil
Pencil crayons or paint to add colour
A roll of tape to draw round and a smaller circular object, or a compass.
Paper
Rubber




Draw a small circle on top and a larger one underneath. Leave a tiny gap in between each shape.



Connect the shapes together like this. It will look a bit like a snowman.




From the top of the bigger circle, where it meets the neck, draw two legs all the way to the floor. Add in two paws at each side.



Add in your cat's ears and give it some fluffy cheeks and a chin. You can flatten out the top of the head where the ears meet too.



Give your cat a face. A simple upside down V for a nose, big eyes and whiskers look good. Add in a tail and use your rubber to rub out the guidelines.



Add in the marking for your cat's fur using pencil crayons or paint. You can also use your pencil to add extra detail after.